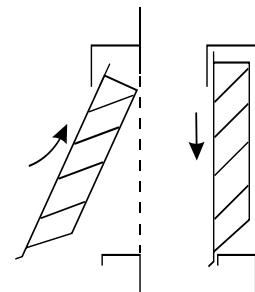
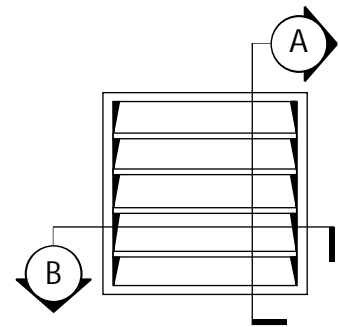
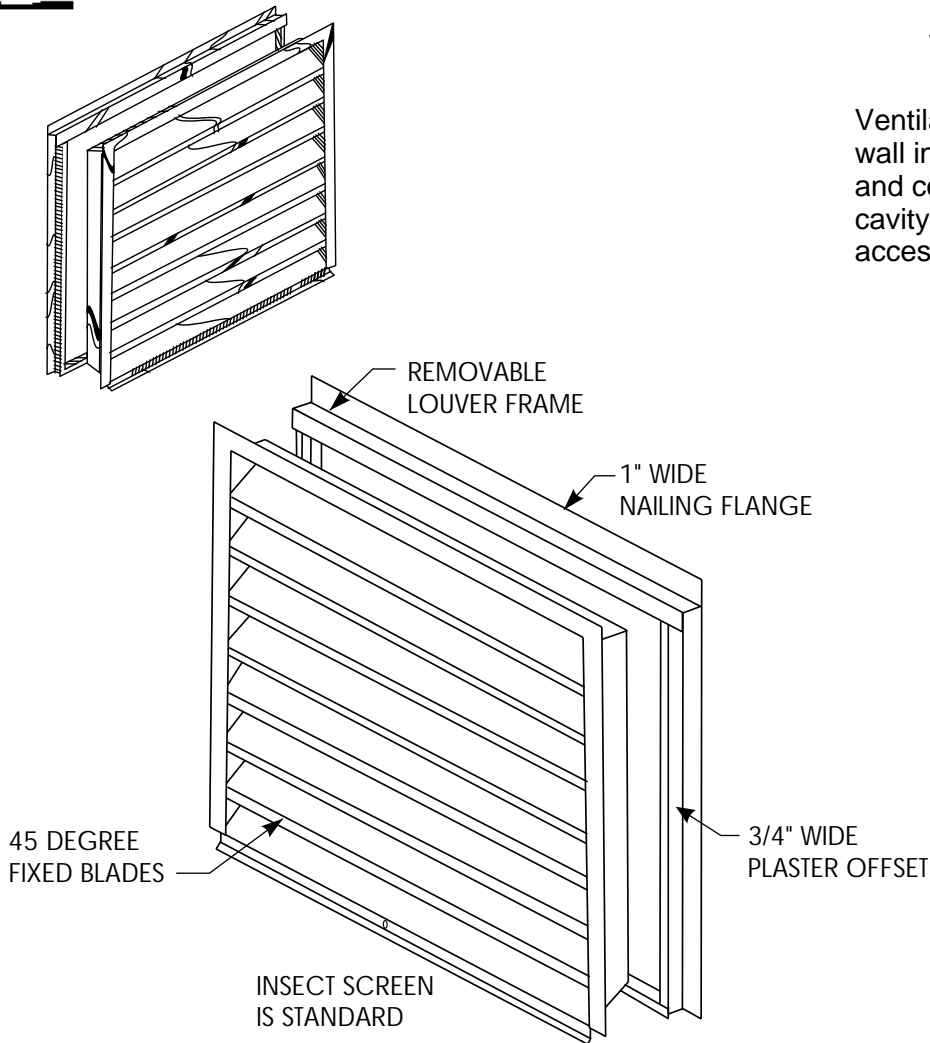




PRODUCT DATA

STATIONARY BLADE ACCESS LOUVER

Ventilating product designed for vertical wall installation. Allows air movement and combustion release at attic and wall cavity while allowing doubling as an access panel.



A MOUNTING DETAIL
N.T.S.

B SECTION DETAIL
N.T.S.

STYLE NO.	OPENING WIDTH	OPENING HEIGHT	LOUVER WIDTH	LOUVER HEIGHT	LOUVER DEPTH	TOTAL BLADES	FREE AREA *
LV1824	18.00	24.75	17.50	21.50	2.00	8	169
LV2230	22.125	30.25	21.75	27.75	2.00	10	253

*Square Inches including bird screen.

STANDARD MATERIALS

ASTM A653/A653M -G90 hot dipped galvanized steel 28GA standard.
 ASTM A653/A653M -G90 hot dipped galvanized steel, mill phosphatized 28GA standard.
 .025 x .025 hot dipped galvanized 23GA wire bird screen.

INSTALLATION

Installation shall be in accordance with recognized sheet metal practices per SMACNA Architectural Sheet Metal Manual 5th Edition. Before installing, ensure that the substrate is uniform and even. Do not install C & J Sheet Metal Ventilating Products on an uneven surface.

NOTE: Recommended use of this product is for exhaust of warm dry or slightly moist air only. Do not use this product to vent or exhaust grease or liquid.

02-05