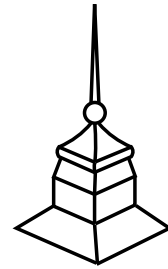
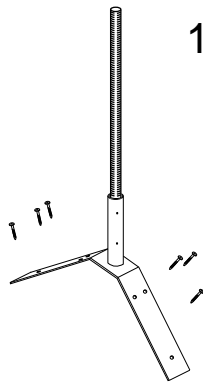




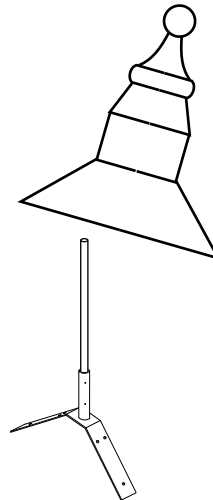
TYPICAL FINIAL INSTALLATION GUIDE



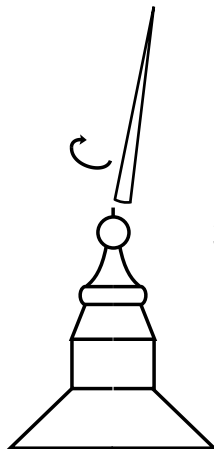
NOTE: Finial styles and field conditions may require variation in installation. Actual installation guide will be created once all conditions have been verified.



1. Fasten anchor bracket to roof structure using appropriate lag screws.



2. Slide finial body over threaded shaft.



3. Screw peak assembly onto the threaded shaft. Tighten to a snug fit.

IMPORTANT: Do Not Over Tighten.