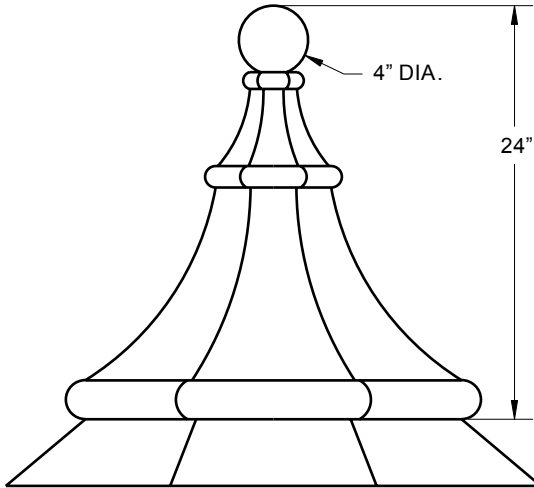




NEWPORT FINIAL

Finials created to compliment the building's design through appearance and performance, C&J offers an array of styles and finishes making it ideal for achieving the look and feel you want. Designed with the traditional style of historical influences throughout America.



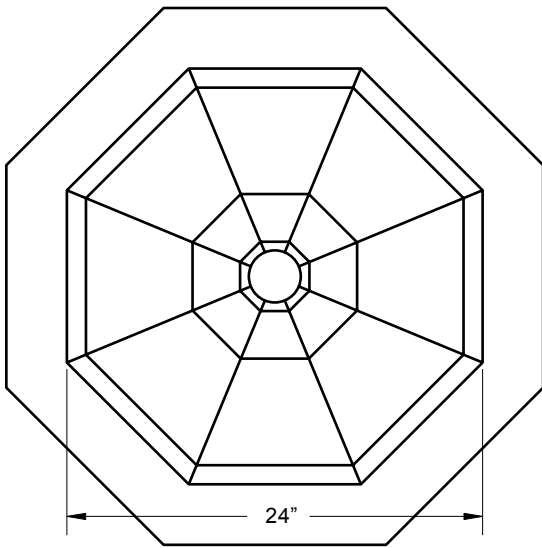
ELEVATION VIEW

MATERIAL

- COPPER
- GALV. STEEL
- LEAD/COPPER
- ZINC
- ALUMINUM

FINISH

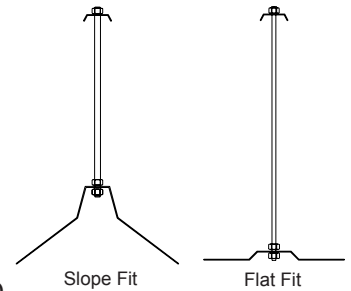
- NATURAL MILL
- PATINA ON COPPER
- PAINTED
- ANTIQUED
- PAINT-GRIP STEEL



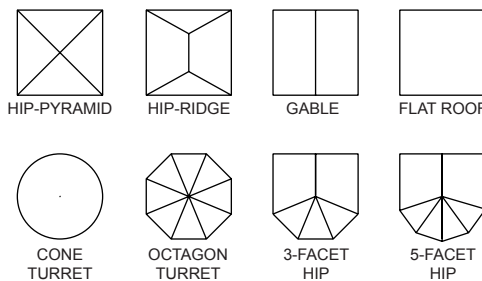
PLAN VIEW

MOUNTING BRACKET

- ROOF SLOPE FIT
Specify Slope: _____
- FLAT SURFACE FIT
- LIGHTNING GROUNDING CABLE CLAMP
- NO BRACKETING REQUIRED
(Typically Finials less than 25" tall, bracket is optional)



COMMON ROOF SHAPES



FIT

- HIP PYRAMID
- HIP-RIDGE
- GABLE
- FLAT
- CONE TURRET
- OCTAGON TURRET
- 3-FACET HIP
- 5-FACET HIP
- OTHER

Standard dimensions shown. Other sizes available upon request.